

PURVANCHAL VIDYUT VITRAN NIGAM LIMITED



BALANCE SHEET

As at

31.03.2021

&

STATEMENT OF PROFIT & LOSS

FOR THE PERIOD FROM

01.04.2020

To

31.03.2021

Regd. Office: Vidyut Nagar, Bhikharipur, B. L. W., Varanasi

CONTENT

Sl. No.	PARTICULARS
1	Significant Accounting Policies (1-A)
2	Notes to Accounts (1-B)
3	Balance Sheet
4	Statement of Profit & Loss
5	Statement of Cash Flow
6	Statement of Changes in Equity
7	Notes (Note 2-25)



PURVANCHAL VIDYUT VITRAN NIGAM LIMITED
(A wholly owned subsidiary of U. P. Power Corporation Limited)
VIDYUT NAGAR, B. L. W., VARANASI

**COMPANY INFORMATION & SIGNIFICANT ACCOUNTING POLICIES OF
STANDALONE FINANCIAL STATEMENT**

1. REPORTING ENTITY

- (a) The Company is a wholly owned subsidiary of U.P. Power Corporation Limited, Lucknow (A State Govt. Company) domiciled in India and is engaged in the distribution of electricity in its specified area.
- (b) The Company was incorporated under the Companies Act, 1956 on 01-05-2003 and commenced the business operation w.e.f. 12-08-2003 in terms of Government of Uttar Pradesh Notification No. 2740/P-1/ 2003-24-14P/ 2003 dated 12-08-2003. The address of the Company's registered office is Vidyut Nagar, Bhikharipur, P.O - B.L.W. Varanasi, Uttar Pradesh-221004.

2. GENERAL/BASIS OF PREPARATION

- (a) The financial statements are prepared in accordance with the applicable provisions of the Companies Act, 2013. However where there is a deviation from the provisions of the Companies Act, 2013 in preparation of these accounts, the corresponding provisions of Electricity (Supply) Annual Accounts Rules 1985 have been adopted.
- (b) The accounts are prepared under historical cost convention, on accrual basis, unless stated otherwise in pursuance of Ind AS, and on accounting assumption of going concern.
- (c) Insurance and Other Claims, Refund of Custom Duty, Interest on Income Tax & Trade Tax and Interest on loans to staff is accounted for on receipt basis after the recovery of principal in full.
- (d) **Statement of compliance**

The financial statements are prepared on accrual basis of accounting, unless stated otherwise, and comply with the Indian Accounting Standards (Ind AS) notified under the Companies (Indian Accounting Standards) Rules, 2015 and subsequent amendments thereto, the Companies Act, 2013 (to the extent notified and applicable), applicable provisions of the Companies Act, 1956, and the provisions of the Electricity Act, 2003 to the extent applicable.

These financial statements were authorized for issue by Board of Directors on 12.11.2021.

(e) **Functional and presentation currency**

The financial statements are prepared in Indian Rupee (₹), which is the Company's functional currency. All financial information presented in Indian rupees has been rounded to the nearest rupees in lakhs (up to two decimals), except as stated otherwise.

QOP

✓

✓



(f) **Use of estimates and management judgments**

The preparation of financial statements require management to make judgments, estimates and assumptions that may impact the application of accounting policies and the reported value of asset, liabilities, income, expenses and related disclosures concerning the items involved as well as contingent Assets and Liabilities at the balance date. The estimates and management's judgments are based on previous experience and other factor considered reasonable and prudent in the circumstances. Actual results may differ from this estimate.

Estimates and Underlying assumptions are reviewed as on ongoing basis. Revisions to accounting estimates are recognized in the period in which the estimate are reviewed and if any future periods affected.

(g) **Current and non-current classification**

- The Company presents assets and liabilities in the balance sheet based on current/non-current classification.

An asset is current when it is:

- Expected to be realized or intended to sold or consumed in normal operating cycle;
 - Held primarily for the purpose of trading;
 - Expected to be realized within twelve months after the reporting period; or
- Cash or cash equivalent unless restricted from being exchanged or used to settle a liability for the last twelve months after the reporting period.

All other assets are classified as non-current.

A liability is current when:

- It is expected to be settled in normal operating cycle;
- It is held primarily for the purpose of trading;
- It is due to be settled within twelve months after the reporting period; or
- There is no unconditional right to defer settlement of the liability for at least twelve month after the reporting period.

All other liabilities are classified as non-current.

3. SIGNIFICANT ACCOUNTING POLICIES

I- PROPERTY, PLANT AND EQUIPMENT

- (a) Property, Plant and Equipment are shown at historical cost less accumulated depreciation.
- (b) All costs relating to the acquisition and installation of Property, Plant and Equipment till the date of commissioning are capitalized.
- (c) Consumer Contribution, Grants and Subsidies received towards cost of capital assets are treated initially as capital reserve and subsequently amortized in the proportion in which depreciation on related asset is charged.



- (d) In the case of commissioned assets, where final settlement of bills with the contractor is yet to be affected, capitalization is done, subject to necessary adjustment in the year of final settlement.
- (e) Due to multiplicity of functional units as well as multiplicity of functions at particular unit, Employees cost to capital works are capitalized @ 15% on deposit works, 13.50% on Distribution works and @ 9.5% on other works on the amount of total expenditure.
- (f) Borrowing cost during construction stage of capital assets are capitalized as per provisions of Ind AS-23.

II- CAPITAL WORK-IN-PROGRESS

Property, Plant and Equipment those are not yet ready for their intended use are carried at cost under Capital Work-In-Progress, comprising direct costs, related incidental expenses and attributable interest.

The value of construction stores is charged to capital work-in-progress as and when the material is issued. The material at the year end lying at the work site is treated as part of capital work in progress.

III- INTANGIBLE ASSETS

Intangible assets are measured on initial recognition at cost. Subsequently the intangible assets are carried at cost less accumulated amortization/accumulated impairment losses. The amortization has been charged over its useful life in accordance with Ind AS-38.

An intangible asset is derecognized on disposal or when no future economic benefits are expected from its use.

IV- DEPRECIATION

- (a) In terms of Part-B of Schedule-II of the Companies Act, 2013, the company has followed depreciation rate/useful life using the straight line method and residual value of Property, Plant and Equipment as notified by the UPERC Tariff Regulations.
In case of change in rates/useful life and residual value, the effect of change is recognized prospectively.
- (b) Depreciation on additions to/deductions from Property, Plant and Equipment during the year is charged on Pro rata basis.

V- STORES & SPARES

- (a) Stores and Spares are valued at cost.
- (b) As per practice consistently following by the Company, Scrap is accounted for as and when sold.

h



- (c) Any shortage /excess of material found during the year end are shown as "material short/excess pending investigation" till the finalization of investigation.

VI- REVENUE/ EXPENDITURE RECOGNITION

- (a) Revenue from sale of energy is accounted for on accrual basis.
- (b) Late payment surcharge recoverable from consumers on energy bills is accounted for on cash basis due to uncertainty of realisation.
- (c) The sale of electricity does not include electricity duty payable to the State Government.
- (d) Sale of energy is accounted for based on tariff rates approved by U.P. Electricity Regulatory Commission.
- (e) In case of detection of theft of energy, the consumer is billed on laid down norms as specified in Electricity Supply Code.
- (f) Penal interest, over due interest, commitment charges, restructuring charges and incentive/rebates on loans are accounted for on cash basis after final ascertainment.

VII- POWER PURCHASE

Power purchase is accounted for in the books of Corporation as below:

- (a) The Bulk purchase of power is made available by the holding company (U.P. Power Corporation Limited) and the cost of Power Purchase is accounted for on accrual basis at the rates approved/bills raised by UPPCL.
- (b) Transmission charges are accounted for on accrual basis on bills raised by the U.P. Power Transmission Corporation Limited at the rates approved by UPERC.

VIII- EMPLOYEE BENEFITS

- (a) Liability for Pension & Gratuity in respect of employees has been determined on the basis of actuarial valuation and has been accounted for on accrual basis.
- (b) Medical benefits and LTC are accounted for on the basis of claims received and approved during the year.
- (c) Leave encashment has been accounted for on accrual basis.

IX- PROVISIONS, CONTINGENT LIABILITIES AND CONTINGENT ASSETS

- (a) Accounting of the Provisions is made on the basis of estimated expenditures to the extent possible as required to settle the present obligations.
- (b) Contingent assets and liabilities are disclosed in the Notes to Accounts.
- (c) The Contingent assets of unrealisable income are not recognised.







X- GOVERNMENT GRANT, SUBSIDIES AND CONSUMER CONTRIBUTIONS

Government Grants (Including Subsidies) are recognised when there is reasonable assurance that it will be received and the company will comply the conditions attached, if any, to the grant. The amount of Grant, Subsidies and Loans are received from the State Government by the UPPCL centrally, being the Holding Company and distributed by the Holding Company to the DISCOMS.

Consumer Contributions, Grants and Subsidies received towards cost of capital assets are treated initially as capital reserve and subsequently amortized in the proportion in which depreciation on related asset is charged.

XI- FOREIGN CURRENCY TRANSACTIONS

Foreign Currency transactions are accounted at the exchange rates prevailing on the date of transaction. Gains and Losses, if any, as at the year end in respect of monetary assets and liabilities are recognized in the Statement of Profit and Loss.

XII- DEFERRED TAX LIABILITY

Deferred tax liability of Income Tax (reflecting the tax effects of timing difference between accounting income and taxable income for the period) is provided on the profitability of the Company and no provision is made in case of current loss and past accumulated losses as per Para 34 of Ind AS 12 "Income Taxes".

XIII- CASH FLOW STATEMENT

Cash Flow Statement is prepared in accordance with the indirect method prescribed in Ind AS - 7 'Statement of Cash Flow'.

XIV- FINANCIAL ASSETS

Initial recognition and measurement:

Financial assets of the Company comprises, Cash & Cash Equivalents, Bank Balances, Trade Receivable, Advance to Contractors, Advance to Employees, Security Deposits, Claim recoverables etc. The Financial assets are recognized when the company become a party to the contractual provisions of the instrument.

All the Financial Assets are recognized initially at fair value plus transaction cost that are attributable to the acquisition or issue of the financial assets as the company purchase/acquire the same on arm length price and the arm length price is the price on which the assets can be exchanged.

Subsequent Measurement:

A- Debt Instrument:- A debt instrument is measured at the amortized cost in accordance with Ind AS 109.

B- Equity Instrument:- All equity investments in entities are measured at fair value through P & L (FVTPL) as the same is not held for trading.

Impairment on Financial Assets- Expected credit loss or provisions are recognized for all financial assets subsequent to initial recognition. The impairment losses and reversals are recognised in Statement of Profit & Loss.

[Handwritten signature]



XV- FINANCIAL LIABILITIES

Initial recognition and measurement:

Financial liabilities are recognised when the Company becomes a party to the contractual provisions of the instruments. All the financial liabilities are recognised initially at fair value. The Company's financial liabilities include trade payables, borrowings and other payables.

Subsequent Measurement:

Borrowings have been measured at fair value using effective interest rate (EIR) method. Effective interest rate method is a method of calculating the amortised cost of a financial instrument and of allocating interest and other expenses over the relevant period. Since each borrowings has its own separate rate of interest and risk, therefore the rate of interest at which they are existing is treated as EIR. Trade and other payables are shown at contractual value/amortized cost.

A financial liability is derecognised when the obligation specified in the contract is discharged, cancelled or expired.

XVI- MATERIAL PRIOR PERIOD ERROR

Material prior period errors are corrected retrospectively by restating the comparative amount for the prior periods presented in which the error occurred. If the error occurred before the earliest period presented, the opening balance of assets, liabilities and equity for the earliest period presented, are restated.

For and on behalf of Board of Directors of
Purvanchal Vidyut Vitran Nigam Limited


Chief Financial Officer


Company Secretary



Director (F)
DIN :- 08766010


Managing Director
DIN :- 09244833

Signed in terms of our report of even date.

For SHIV KUMAR AGRAWAL & ASSOCIATES

(Firm Registration No. 006909C)
Chartered Accountants


CA Manish Srivastava
(Membership No. 403809)
(Partner)

Place: - Varanasi

Date: - 11/12/2021

V



PURVANCHAL VIDYUT VITRAN NIGAM LIMITED
(A wholly owned subsidiary of U. P. Power Corporation Limited)
VIDYUT NAGAR, B. L. W., VARANASI

NOTES TO ACCOUNTS

Annexed to and forming part of Balance Sheet as at 31.03.2021 and Statement of Profit and Loss for the period ended on that date.

1. Financial Risk Management:

The company's principal financial liabilities comprise loans and borrowings, trade payables and other payables. The main purpose of these financial liabilities is to finance the company's operations. The company's principal financial assets includes borrowings/advances, trade & other receivables and Cash that derive directly from its operations.

The company is exposed to the following risks from its use of financial instruments:

(a) Credit Risk: Credit risk is the risk of financial loss to the company if a customer or counter party to a financial instrument fails to meet its contractual obligation resulting in a financial loss to the company. Credit risk arises principally from cash & cash equivalents and deposits with banks and financial institutions. In order to manage the risk, company accepts only high rated bank/FIs.

(b) Market Risk: Foreign Currency Risk: Market risk is the risk that changes in market prices, such as foreign exchange rates and interest rates will affect the company's income/loss. The objective of market risk management is to manage and control market risk exposure within acceptable parameters, while optimizing the return. The company has no material foreign currency transaction hence there is no Market Risk w.r.t foreign currency translation.

(c) Market Risk: Interest Rate Risk: The Company is exposed to interest rate risk arising from borrowing with floating rates because the cash flows associated with floating rate borrowings will fluctuate with changes in interest rates. The company manages the interest rate risks by entering into different kind of loan arrangements with varied terms (e.g. Rate of interest, tenure etc.).

At the reporting date the interest rate profile of the company's interest-bearing financial instruments are as under:

Particulars	(₹ In Lakh)	
	31.03.2021	31.03.2020
Financial Assets		
Fixed Interest Rate Instruments- Deposits with Bank	67.78	71.00
Variable Interest Rate Instruments- Deposits with Bank	-	-
Total	67.78	71.00
Financial Liabilities		

Handwritten initials and signature

✓



Fixed Interest Rate Instruments- Financial Instrument Loans	27,49,643.60	15,27,676.83
Variable Interest Rate Instruments- Cash Credit from Banks		-
Total	27,49,643.60	15,27,676.83

Fair value sensitivity analysis for fixed-rate instruments

The company's fixed rate instruments are carried at amortized cost. They are therefore not subject to interest rate risk, since neither the carrying amount nor the future cash flows will fluctuate because of a change in market interest rates.

(d) Liquidity Risk: Liquidity risk is the risk that the Company will encounter difficulty in meeting the obligations associated with its financial liabilities that are settled by delivering cash or other financial assets. The Company's approach to managing liquidity is to ensure, as far as possible, that it will always have sufficient liquidity to meet its liabilities when due, under both normal and stressed condition, without incurring unacceptable losses or risking damage to the company's reputation.

The company manage liquidity risk by maintaining adequate FI/Bank facilities and reserve borrowing facilities by continuously monitoring, forecast the actual cash flows and matching the maturity profile of financial assets and liabilities.

(e)Regulatory Risk: The company's substantial operations are subject to regulatory interventions, introductions of new laws and regulations including changes in competitive framework. The rapidly changing regulatory landscape poses a risk to the company. Regulations are framed by State Regulatory Commission as regard to Standard of Performance for utilities, Terms & Conditions for determination of tariff, obligation of Renewable Energy purchase, grant of open Access, Deviation Settlement Mechanism, Power Market Regulations etc. Moreover, the State Government is notifying various guidelines and policy for growth of the sector. These Policies/Regulations are modified from time to time based on need and development in the sector. Hence the policy/regulation is not restricted only to compliance but also has implications for operational performance of utilities, return of Equity, Revenue, competitiveness, and scope of supply.

To protect the interest of utilities, State Utilities are actively participating while framing of Regulations. ARR is regularly filed to UPERC considering the effect of change, increase/decrease, of power purchase cost and other expenses in deciding the Tariff of Sales of Power to ultimate consumers.

2. **Capital Management:**

The company's objective when managing capital is to safeguard its ability to continue as a going concern, so that it can continue to provide returns for shareholders and benefits for other stakeholders and maintain an appropriate capital structure of debt and equity.

The Company is wholly owned by the Uttar Pradesh Power Corporation Limited and the decision to transferring the share application money for issuing the shares is lay solely with Uttar Pradesh Power Corporation Limited. The Company acts on the instruction and orders of the Uttar Pradesh Power Corporation Limited to comply with the statutory requirements.

The debt portion of capital structure is funded by the various banks, FIs and other institutions as per the requirement of the company.



~

3. The Company earns revenue primarily from supply of power to ultimate consumers situated in the area covered under its jurisdiction to supply the power. The Company procures the power from its Holding Company (UPPCL) which procures the power on our behalf and supplies the same to us.

Effective from 01st April, 2018, the Company has applied Ind AS 115, Revenue from Contracts with Customers, using the cumulative catch up transition method, applied to contracts with customers that were not completed as at 01st April, 2018. Accordingly, the comparative amounts of revenue have not been retrospectively adjusted and continue to be reported as per Ind AS 18 "Revenues" and Ind AS 11 "Construction Contracts" (to the extent applicable). The effect on the adoption of Ind AS 115 was insignificant as we supply the power to our ultimate consumers and generate the bills on monthly consumption basis.

Revenue from sale of power is recognized on satisfaction of performance obligation upon supply of power to the consumers at an amount that reflects the consideration (As per UPERC Tariff), adjusted with rebate on timely payment, the Company expects to receive in exchange for those supplied power.

Consumer Contribution received under Deposit Work has been amortized in the proportion in which depreciation on related asset is charged to allocate the transaction price over a period of life of assets.

4. The share capital includes 500 Equity Shares of ₹1000 each allotted to subscribers of Memorandum of Association and shown separately in Balance Sheet.

(a) The Property, Plant & Equipment including Land remained with the company after notification of final transfer scheme are inherited from erstwhile UPSEB which had been the title holder of the such Non-Current Assets. The title deeds of new Property, Plant & Equipment created/purchased after incorporation of the company, are held in the respective units where such assets were created/purchased.

(b) Where historical cost of a discarded/ retired/ obsolete Property, Plant & Equipment is not available, the estimated value of such asset and depreciation thereon has been adjusted and accounted for.

(c) In terms of powers conferred by the Notification no. GSR 627(E) dated 29 August 2014 of Ministry of Corporate Affairs, Govt. of India, the depreciation/amortization on Property, Plant & Equipment/ Intangible Assets have been calculated taking into consideration the depreciation rate of assets as approved in the orders of UPERC (Multi Year Tariff for Distribution And Transmission) Regulations, 2019.

5. (a) The Provision for Bad & Doubtful Debts against revenue from sale of power has been made @5 % on the incremental debtors during the year.

(₹ In Lakh)

Particulars	Trade Receivables	Provision for bad and doubtful debts
Opening balance	29,68,128.49	2,45,573.33
During the year	1,92,138.66	9,606.93
Closing balance	31,60,267.15	2,55,180.26

CPD

h

✓



(b) The details of provision for doubtful loans & advances are as under: -

(i) Provision @ 10 % on the balances of suppliers/ contractors (O&M) has been made on the closing balances as at year end shown in Note no. 8(9) of Balance Sheet.

(ii) A provision for doubtful receivables @ 10% on the balances appearing under the head "Receivable from Employees" shown in Note no. 8(1) of Balance Sheet.

6. The loan taken by the Company (including interest capitalized on account of moratorium) during the financial year 2020-21 amounting to ₹ 13,77,967.97 lakhs out of which ₹ 30,567.39 lakhs directly and ₹ 13,47,400.58 lakhs by Holding Company i.e. UPPCL for and on behalf of PuVVNL as per details given below:-

(₹ In Lakh)				
S.No.	Particulars	PuVVNL	UPPCL	Total
1	REC	23,179.20	6,74,325.98	6,97,505.18
2	PFC	7,388.19	6,73,074.60	6,80,462.79
Total		30,567.39	13,47,400.58	13,77,967.97

7. Receivables and payables from /to Inter Company/Inter DISCOM/ Holding Company have been shown as net of receivables and payables. The details of receivable and payables have been shown in supplementary schedules (Supplementary Schedule No. 1 to Notes to Account).
8. The Board of Directors of Purvanchal Vidyut Vitran Nigam Limited has escrowed all the Revenue receipt accounts in favour of U.P. Power Corporation Limited, Lucknow. The Holding Company has been further authorized to those escrow revenue accounts for raising or borrowing the funds for & on behalf of Purvanchal Vidyut Vitran Nigam Limited for all necessary present and future financial needs including Power Purchase obligation.
9. Accounting entries after reconciliation have been incorporated in the current year. Reconciliation of outstanding balances of IUT is under progress and will be accounted for in coming years.
10. Government dues in respect of Electricity Duty and other Levies amounting to ₹ 1,30,777.08 Lakhs shown in Note no. 16 of Balance Sheet, includes ₹ 3,691.79 Lakhs on account of Other Levies Payable.
11. Some balances appearing under the heads 'Current Assets', 'Unsecured Loans', 'Current Liabilities', Material in transit/ under inspection/lying with contractors are subject to confirmation/ reconciliation and subsequent adjustments, as may be required.
12. The amount of Loans, Subsidies and Grants were received from the State Government by the Uttar Pradesh Power Corporation Limited centrally, being the Holding Company and distributed by the Holding Company to the DISCOMs, which have been accounted for accordingly.
13. Bill of power purchase and transmission charges are being taken into account as per the bills raised by UPPCL/UPPTCL after due verification.
14. Basic and diluted earnings per share has been shown in the Statement of Profit & Loss in accordance with Ind-AS 33 "Earnings Per Share". Basic earnings per share have been computed by dividing net loss after tax by the weighted average number of equity shares outstanding during the year. Number used for calculating diluted earnings per equity share includes the amount of share application money (pending for allotment).

Handwritten signature

Handwritten signature

Handwritten mark



(₹ In Lakh)

	Particulars	31.03.2021	31.03.2020
(a)	Net loss after tax (numerator used for calculation)	(3,64,806.17)	(1,29,258.66)
(b)	Weighted average number of Equity Shares* (denominator for calculating Basic EPS)	199814827	192127897
(c)	Weighted average number of Equity Shares* (denominator for calculating Diluted EPS)	207519024	195575021
(d)	Basic earnings per share of ₹ 1000/- each	(182.57)	(67.28)
(e)	Diluted earnings per share of ₹ 1000/- each	(182.57)	(67.28)

(As per para 43 of Ind-AS33 issued by Institute of Chartered Accountants of India, Potential Equity Shares are treated as Anti-Dilutive as their conversion to Equity Share would decrease loss per share, therefore, effect of Anti-Dilutive Potential Equity Shares are ignored in calculating Diluted Earnings Per Share)* Calculated on monthly basis.

15. Liability towards medical expenses and LTC has been provided to the extent established.
16. Based on actuarial valuation report dt. 09.11.2000 submitted by M/s Price Waterhouse Coopers to UPPCL (the Holding Company) provision for accrued liability on account of Pension and Gratuity has been made @16.70% and 2.38% respectively on the amount of Basic pay, Grade pay and DA paid to employees.
17. Provision for Leave Encashment and Gratuity (CPF Employees) has been made on the basis of Actuarial Valuation Report issued for the financial year 2020-21 by independent actuarial valuer M/s Mithras Consultants, New Delhi.
18. As per GO Number 445/24-1-21-731(Budget)/2020 dated 05.03.2021 of Government of U.P., the subsidies of ₹ 20,94,000.00 lakhs is recoverable from the Government of U.P. in favour of DISCOMs through UPPCL (i.e. Holding Company), out of which the subsidies of ₹ 8,11,554.26 lakhs pertain to the company (PuVVNL). As per the aforesaid GO, the above subsidies are to be paid in the forthcoming 10 years through budget in accordance with the GO No. 958/24-1-2020-731(Budget)/2020 dated 15.07.2020.
19. Total Electricity dues recoverable from the Government Departments / State PSUs / Subordinate offices and local bodies as on 31.03.2021 are ₹ 4,86,867.59 Lakhs. Age-wise classification of the same is as under:

Particulars	Amount (In Lakhs)
Less than 90 days	33,160.47
90 days to 180 days	12,617.17
180 days to 1 year	20,176.99
More than 1 year	4,08,919.07









20. Guarantee issued by the State Government in support of borrowing directly taken by the DISCOM as on 31.03.2021 is NIL whereas Guarantee taken by UPPCL (Holding Company) on behalf of DISCOM as on 31.03.2021 is ₹ 27,088.78 crore. .
21. Amount due to Micro, Small and medium enterprises (under the MSMED Act 2006) could not be ascertained and interest thereon could not be provided for want of sufficient related information. However, the company is in process to obtain the complete information in this regard.
22. Since the Company is principally engaged in the business of Electricity and there is no other reportable segment as per Ind-AS-108 'Operating Segments', hence the disclosure as per Ind-AS-108 on segment reporting is not required.
23. Related party disclosures as per Ind-AS 24:-


(A) List of Related Parties are as under:-

(a) List of Holding, Fellow Subsidiaries and Associates:-

Sl. No.	Name of Company	Nature of relationship
1.	U. P. Power Corporation Limited	Holding
2.	Madhyanchal Vidyut Vitran Nigam Limited	Fellow subsidiary
3.	Paschimanchal Vidyut Vitran Nigam Limited	Fellow subsidiary
4.	Dakshinanchal Vidyut Vitran Nigam Limited	Fellow subsidiary
5.	Kanpur Electricity Supply Company Limited	Fellow subsidiary
6.	Southern Power Transmission Corporation Limited	Fellow subsidiary

(b) List of Key Managerial Personnel at Holding Company:-

Sl. No.	Name	Designation	Period	
			From (Date of Appointment)	To
1	Shri Arvind Kumar, IAS	Addl. Chief Secretary (Energy) & Chairman	10.11.2019	01.02.2021
2	Shri M. Devraj, IAS	Managing Director	05.11.2019	01.02.2021
		Chairman & Managing Director	02.02.2021	09.03.2021
		Chairman	10.03.2021	Working
3	Shri Pankaj Kumar, IAS	Managing Director	10.03.2021	Working
4	Shri Ajay Kumar Purwar	Director(P&A)	10.07.2019	Working
5	Shri A. K. Srivastava	Director(Commercial)	27.06.2018	Working
6	Shri V. P. Srivastava	Director(Corporate Planning)	04.01.2018	03.01.2021
7	Shri Sudhir Arya	Director (Finance)	30.07.2019	Working
8	Shri Vijay Kumar	Director (Distribution)	06.01.2018	15.04.2020
9	Shri Ashwani Kumar	Director (Distribution)	19.01.2021	Working



10	Shri Anil Kumar Awasthi	Chief Financial Officer	05.03.2020	Working
11	Miss Niharika Gupta	Company Secretary	18.03.2020	Working

(c) List of Key Managerial Personnel at Purvanchal Vidyut Vitran Nigam Limited:-

Sl. No.	Name of the key managerial Personnel/ Directors	Designation	Period	
			From (Date of Appointment)	To
1	Shri Arvind Kumar, IAS	Addl. Chief Secretary (Energy) & Chairman	10.11.2019	01.02.2021
2	Shri M. Devraj, IAS	Chairman	02.02.2021	Working
3	Shri K. Balaji, IAS	Managing Director	12.10.2019	12.09.2020
4	Shri Surya Pal Gangwar, IAS	Managing Director Additional Charge	14.09.2020	01.10.2020
5	Dr. Saroj Kumar, IAS	Managing Director	02.10.2020	Working
6	Shri Prithvi Pal Singh	Director (Technical)	01.03.2020	Working
7	Shri Sudhir Arya	Director (Finance) (Additional Charge)	03.01.2020	Working
8	Shri Anil Kumar Kohli	Director (P. & A.)	21.06.2017	21.06.2020
9	Shri Prithvi Pal Singh	Director (P. & A.) (Additional Charge)	22.06.2020	19.01.2021
10	Shri Shesh Kumar Baghel	Director (P. & A.)	20.01.2021	Working
11	Shri Om Prakash Dixit	Director (Commercial)	07.08.2018	Working
12	Shri Pramendra Nath Sahay	Chief Finance Officer	04.02.2020	30.09.2020
13	Shri Surendra Kumar	Chief Finance Officer	01.10.2020	Working
14	Shri S. C. Tiwari	Company Secretary	01.09.2015	Working

(d) The Company is a State Public Sector Undertaking (SPSU) controlled by State Government by holding majority of shares. Pursuant to Paragraph 25 & 26 of Ind AS 24, entities over which the same government has control or joint control, or significant influence, then the reporting entity and other entities shall be regarded as related parties. The Company has applied the exemption available for Government related entities and have made limited disclosures in the financial statements. Such entities which company has significant transactions includes, but not limited to, UP Power Transmission Corporation Limited, Uttar Pradesh Rajya Vidyut Utpadan Nigam Limited.

(e) Post employment benefit plans:-

- Uttar Pradesh Power Sector Employees Trust

(B) Transactions with related parties are as follows:-

(a) Transaction with Holding and Fellow Subsidiary companies:-

(₹ in Lakh)

Sl. No.	Particulars	Holding Company		Fellow Subsidiary	
		2020-21	2019-20	2020-21	2019-20
1.	Purchase of power	13,33,404.22	12,91,061.47	-	



2.	Loan received/allocated	13,47,400.58	86,500.00	-	-
3.	Loan repayment/adjustment	1,44,762.70	1,71,328.50	-	-
4.	Others	-	-	(170.58)	208.57

(b) Remuneration and Benefits paid to key managerial personnel (MD, WTD, CFO and CS) are as follows: -
(₹ in lakh)

Name of MD/Director	2020-21		2019-20	
	Salary and Allowance	Contribution to P.F./ Gratuity/ Pension	Salary and Allowance	Contribution to P.F./ Gratuity / Pension
1. Shri Govind Raju N.S., Managing Director	-	-	11.70	-
2. Shri K. Balaji, Managing Director	4.98	0.70	4.99	-
3. Shri Saroj Kumar, Managing Director	6.47	0.65	-	-
3. Shri Anil Kumar Awasthi , Director (Finance)	-	-	28.31	-
4. Shri Anil Kumar Kohli, Director (P. & A.)	7.36	-	19.88	-
5. Shri Anshul Agarwal, Director (Technical)	-	-	20.80	-
6. Shri Prithvi Pal Singh Director (Technical)	31.48	3.60	2.63	-
7. Shri Om Prakash Dixit, Director (Commercial)	38.38	-	18.76	-
8. Shri S. C. Tiwari , Company Secretary	22.48	2.95	21.68	-
Total	111.15	7.90	128.75	-

(c) Transaction with related parties under the control of same government:-

(₹ in lakh)

Sl. No.	Name of the company	Nature of transaction	2020-21	2019-20
1.	Uttar Pradesh Power Transmission Corporation Limited	Transmission Charges	75,615.34	80,402.60

(d) Outstanding balances with related parties:-

(₹ in lakh)

Particulars	31 st March, 2021	31 st March, 2020
Amount Recoverable Towards loans –		
U.P. Power Corporation Ltd.	1,09,365.56	1,09,860.36



Handwritten signature

Handwritten mark

Handwritten checkmark

Amount recoverable other than loans –		
Pashchimanchal V.V.N.L.	359.99	294.24
KESCO	404.43	437.97
UPRVUNL	13.29	13.29
Amount payable towards loans –		
U.P. Power Corporation Ltd.	-	-

Amount payable other than loans –		
U.P. Power Corporation Ltd.	20,243.19	14,612.33
Madhyanchal V.V.N.L.	7,691.66	7,694.74
Dakshinanchal V.V.N.L.	2,597.49	2,699.24
U.P. Power Transmission Corporation Ltd.	1,49,584.21	1,31,235.59
UP State Power Sector Employees Trust	37,257.80	34,801.22

24. Debts due from Directors were Nil (previous year Nil).
25. Payment to Directors and Officers in foreign currency towards foreign tour was Nil (Previous year Nil).
26. Additional Information required under the Schedule-III of the Companies Act, 2013 are as under: -

(a) Quantitative Details of Energy Purchased and Sold: -

Sl. No.	DESCRIPTION	2020-21 (Units in M.U.)	2019-20 (Units in M.U.)
(i)	Total number of units purchased	27603.457	26651.592
(ii)	Total number of units sold	21902.645	21237.264
(iii)	Transmission & Distribution Losses	20.65%	20.32%

The detail of AT&C loss have been shown in Supplementary Schedule 2 to Notes to Accounts.

(b) Details of Contingent Liabilities/Assets are as follows:-

(₹ in Lakhs)

Particulars	31 st March, 2021	31 st March, 2020
Estimated amount of contracts remaining to be executed on capital account and not provided for	-	14.26
Claim by employee under Litigation	3,826.88	135.34
Others	26,654.87	15,686.26
Total	30,481.75	15,835.86

27. Capitalization of Interest on borrowed fund utilized during construction stage of Property, Plant & Equipment (i.e. Capital Assets) has been done by identifying the Schemes/Assets and the funds used for the purpose to the extent established. The amount of Borrowed Fund Capitalized during the Financial Year 2020-21 is ₹16,816.15 Lakhs (Previous Year ₹22,536.28 lakhs).

Handwritten signature

Handwritten signature

Handwritten mark



28. The holding Company UPPCL vide it's Board Meeting dated 14-08-2020 has decided to allocate common expenditure to subsidiaries and facility cost to power sector companies owned by GoUP with effect from the financial year 2019-20. The Company in it's board meeting dated 25-09-2020 has decided to account for the expenditure of the holding company accordingly and accounted for the expenses in different heads (i.e., Employee Cost, Administrative Cost, General & Other Expenses and Repair & Maintenance as per allocation made by holding Company).
29. Due to heavy carried forward losses / depreciation and uncertainties to recover such losses/depreciation in near future, the deferred tax assets have not been recognized in accordance with para 34 of Ind-AS12 issued by ICAI.
30. In the opinion of management, there is no specific indication of impairment of any assets as on balance sheet date as envisaged by Ind-AS 36 of ICAI. Further, the assets of the corporation have been accounted for at their historical cost and most of the assets are very old where the impairment of assets is very unlikely.
31. The figures as shown in the Balance Sheet, Statement of Profit & Loss, and Notes shown in () denotes negative figures.
32. Consequent to the applicability of Ind-AS the financial statements for the year ended 2020-21 have been prepared as per Ind-AS. Previous year figures have been regrouped and reclassified wherever considered necessary in conformity of Ind-AS Implementation.
33. The annual accounts of financial year 2018-19 are yet to be adopted in annual general meeting as final comments of C&AG for the relevant financial year are awaited.

For and on behalf of Board of Directors of
Purvanchal Vidyut Vitran Nigam Limited


Chief Financial Officer


Company Secretary


Director (F)
DIN :- 08766010



Managing Director
DIN :- 09244833

Signed in terms of our report of even date.

For SHIV KUMAR AGRAWAL & ASSOCIATES

(Firm Registration No. 006909C)

Chartered Accountants


CA Manish Srivastava
(Membership No. 403809)
(Partner)

Place: - Varanasi

Date: - 11/12/2021

Purvanchal Vidyut Vitran Nigam Limited
(A wholly owned Subsidiary Company of U.P. Power Corporation Limited)



Supplementary Schedule -1 to Notes to Accounts
NET EFFECT OF INTER COMPANY TRANSACTIONS 2020-21

Sl. No.	Name Of Company	Receivable	Payable	Net Receivable	Net Payable
1	U.P. POWER CORPORATION LTD.	99,13,852.80	98,24,730.43	89,122.37	-
2	MADHYANCHAL V.V.N.L.	6,249.94	13,941.60	-	7,691.66
3	DAKSHINANCHAL V.V.N.L.	1,874.82	4,472.31	-	2,597.49
4	PASHCHIMANCHAL V.V.N.L.	914.37	554.39	359.99	-
5	KESCO	589.92	185.49	404.43	-
6	U.P.T.C.L.	1,229.72	335.35	894.37	-
7	U.P.R.V.U.N.L.	15.01	1.72	13.29	-
TOTAL		99,24,726.59	98,44,221.29	90,794.45	10,289.15



Purvanchal Vidyut Vitran Nigam Limited

(A wholly owned subsidiary of U. P. Power Corporation Limited)
VIDYUT NAGAR, BHIKHARIPUR, B.L.W. VARANASI

Supplementary Schedule 2 to Notes to Accounts

Table 1

Computation of AT&C Losses		
Particulars		Value
A	Input Energy (MkWh)	27,603.457
B	Transmission Losses(MkWh)	94.218
C	Net Input Energy (MkWh)	27,509.239
D	Energy Sold(MkWh)	21,902.645
E	Revenue from Sale of Energy (Rs. Cr.)	14,145.11
F	Adjusted Revenue from Sale of Energy on Subsidy Received basis (Rs. Cr.)	14,145.11
G	Opening Debtors for Sale of Energy (Rs. Cr.)	26,323.94
H	Closing Debtors for Sale of Energy (Rs. Cr.)	28,425.69
I	Adjusted Closing Debtors for sale of Energy (Rs. Cr.)	28,425.69
J	Collection Efficiency (%)	85.14
K	Units Realized (Mkwh) = [Energy Sold*Collection efficiency]	18,648.242
L	Units Unrealized (Mkwh)= [Net Input Energy-Units Realized]	8,955.215
M	AT&C Losses (%) = [{ Units Unrealized/Net Input Energy} *100]	32.44

Table 2

Details of Subsidy Booked and received		Amount
1	Subsidy Booked during the year (Rs. Cr.)	11,633.21
2	Subsidy received during the year (Rs. Cr.)	
i)	Subsidy received against subsidy booked for current year (Rs. Cr.)	3,517.67
ii)	Subsidy received against subsidy booked for previous years (Rs. Cr.)	

Handwritten signature/initials



Purvanchal Vidyut Vitran Nigam Limited
(A wholly owned Subsidiary Company of U.P. Power Corporation Limited)
VIDYUT NAGAR, BHIKHARIPUR, B. L. W., VARANASI



Balance Sheet as at 31st March, 2021

(₹ in Lakhs)


Sl. No.	Particulars	Note no.	As at 31st March, 2021	As at 31st March, 2020
I	ASSETS			
1	Non-Current Assets			
	(a) Property, Plant and Equipment	2	16,08,913.95	15,32,935.39
	(b) Capital work-in-progress	3	2,51,907.30	2,61,361.94
2	Current Assets			
	(a) Inventories	4	72,780.28	83,580.48
	(b) Financial Assets			
	(i) Trade receivables	5	29,05,086.90	27,22,555.16
	(ii) Cash and cash equivalents	6	80,342.80	91,339.66
	(iii) Bank balances other than Cash and Cash Equivalent	7	67.78	71.00
	(iv) Others	8	9,54,711.94	1,49,066.70
	(c) Other current assets	9	1,27,081.84	1,38,830.87
	Total Assets		60,00,892.79	49,79,741.20
II	EQUITY & LIABILITIES			
	Equity			
	(a) Equity Share Capital	10	19,98,148.27	19,21,278.97
	(b) Other Equity	11	(7,15,279.58)	(11,66,118.20)
	Liabilities			
1	Non-Current Liabilities			
	(a) Financial Liabilities			
	(i) Borrowings	12	25,17,797.89	13,69,282.81
	(ii) Other Financial Liabilities	13	99,038.93	68,658.73
2	Current Liabilities			
	(a) Financial Liabilities			
	(i) Borrowings	14	-	4,299.45
	(ii) Trade payable	15	11,42,358.20	19,29,352.62
	(iii) Other Financial Liabilities	16	9,58,829.08	8,52,986.82
	Total Equity and Liabilities		60,00,892.79	49,79,741.20

Company Information & Significant accounting policies **1A**
Notes to Accounts **1B**
The accompanying Notes 1 to 25 form integral part of Financial Statement

For and on behalf of Board of Directors of
Purvanchal Vidyut Vitran Nigam Limited


Chief Financial Officer


Company Secretary



Director (F)
DIN :- 08766010


Managing Director
DIN :- 09244833

Signed in terms of our report of even date.

For SHIV KUMAR AGRAWAL & ASSOCIATES

Chartered Accountants
(Firm Registration No. 006909C)


CA Manish Srivastava
(Partner)
Membership No. 403809



Place: Varanasi

Date : 11/12/2021

Purvanchal Vidyut Vitran Nigam Limited

(A wholly owned Subsidiary Company of U.P. Power Corporation Limited)

VIDYUT NAGAR, BHIKHARIPUR, B. L. W., VARANASI



Statement of Profit & Loss for the period ended 31st March, 2021

(₹ in Lakhs)

Sl. No.	Particulars	Note no.	For the year ended 31st March, 2021	For the year ended 31st March, 2020
	Revenue:			
I	Revenue from Operations	17	11,69,085.66	11,64,225.69
II	Other Income	18	3,36,007.51	4,41,308.63
III	Total Revenue (I+II)		15,05,093.17	16,05,534.32
	Expenses:			
IV	Cost of Power Purchased	19	14,09,666.29	13,72,321.51
	Employee benefit expenses	20	72,659.23	30,918.68
	Finance Cost	21	1,74,888.51	1,42,167.22
	Depreciation and Amortisation expenses	22	81,482.06	42,782.45
	Other Expenses :			
	Administrative, General & Other expenses	23	53,868.07	41,207.58
	Repairs and Maintenance expenses	24	59,808.95	86,982.59
	Bad Debts & Provisions	25	9,333.88	16,544.08
	Total Expenses		18,61,706.99	17,32,924.11
V	Profit/(Loss) before exceptional items and tax (III-IV)		(3,56,613.82)	(1,27,389.79)
VI	Exceptional items		-	-
VII	Profit/(Loss) before Tax (V-VI)		(3,56,613.82)	(1,27,389.79)
VIII	Tax Expenses:			
	(a) Current Tax		-	-
	(b) Deferred Tax		-	-
IX	Profit/(Loss) for the year (VII-VIII)		(3,56,613.82)	(1,27,389.79)
X	Other Comprehensive Income:			
	Items that will not be reclassified to profit or loss - Remeasurements of Defined Benefit Plans		(8,192.35)	(1,868.87)
XI	Total Comprehensive Income for the period (IX+X) [comprising Profit/(Loss) and other Comprehensive Income for the period]		(3,64,806.17)	(1,29,258.66)
XII	Earning per equity share (for Continuing Operations)			
	(1) Basic		(182.57)	(67.28)
	(2) Diluted		(182.57)	(67.28)
XIII	Earning per equity share (for Discontinued Operations)			
	(1) Basic		-	-
	(2) Diluted		-	-
XIV	Earning per equity share (for Discontinued & Continuing Operations)			
	(1) Basic		(182.57)	(67.28)
	(2) Diluted		(182.57)	(67.28)

Company Information & Significant accounting policies

1A

Notes to Accounts

1B

The accompanying Notes 1 to 25 form integral part of Financial Statement

For and on behalf of Board of Directors of
Purvanchal Vidyut Vitran Nigam Limited


Chief Financial Officer


Company Secretary


Director (F)
DIN :- 08766010


Managing Director
DIN :- 09244833

Signed in terms of our report of even date.

For SHIV KUMAR AGRAWAL & ASSOCIATES

Chartered Accountants

(Firm Registration No. 006909C)

CA Manish Srivastava

(Partner)

Membership No. 403809



Place: Varanasi

Date : 11/12/2021

PURVANCHAL VIDYUT VITRAN NIGAM LIMITED

VIDYUT NAGAR, BHIKHARIPUR, B. L. W., VARANASI

STATEMENT OF CASH FLOWS

(₹ in Lakhs)

Sl. No.	PARTICULARS	For the year ended 31st March, 2021	For the year ended 31st March, 2020
A	<u>CASH FLOWS FROM OPERATING ACTIVITIES :</u>		
	Profit/(Loss) before tax	(3,64,806.17)	(1,29,258.66)
	Adjustment for :		
	Prior Period Adjustments relates to Previous Years	-	(160.43)
	Depreciation	96,301.80	54,940.50
	Interest & Financial Charges	1,83,034.73	1,61,438.27
		2,79,336.53	2,16,218.34
	Operating profit before working capital changes	(85,469.64)	86,959.68
	Adjustment for:-		
	Sundry Debtors	(1,82,531.72)	(3,12,751.50)
	Stores Spares	10,800.19	(1,007.91)
	Other Current Assets	(7,93,896.31)	63,934.84
	Current Liabilities	1,05,842.27	38,190.76
	Trade Payables	(7,86,994.43)	3,82,144.86
		(16,46,780.00)	1,70,511.05
	NET CASH FROM OPERATING ACTIVITIES	(17,32,249.64)	2,57,470.73
B	<u>CASH FLOW FROM INVESTING ACTIVITIES :</u>		
	Additions to fixed assets and Work in Progress	(1,62,231.97)	(3,49,732.72)
	Net Movement in Bank Balances other than Cash and Cash Equivalents	3.22	2.93
	Net Increase/(Decrease) in Non Current Assets/Liabilities	29,786.52	1,24,742.23
	NET CASH FLOW FROM INVESTING ACTIVITIES	(1,32,442.23)	(2,24,987.57)
C	<u>CASH FLOW FROM FINANCING ACTIVITIES :</u>		
	Share Application Money received	1,19,440.03	85,901.03
	Long Term Borrowings received/ (repayment)	11,44,215.64	(1,15,725.71)
	Increase in consumers cont. & GoUp capital subsidy	(6,31,387.51)	1,34,185.89
	Long Term Borrowing repayment-interest	(1,83,034.73)	(1,61,438.28)
	Adjustment against Reserves and Surplus	14,04,461.58	-
	NET CASH FLOW FROM FINANCING ACTIVITIES	18,53,695.01	(57,077.07)
	Net increase/(decrease) in cash & cash equivalents (A+B+C)	(10,996.87)	(24,593.91)
	Cash & cash equivalents at the beginning of the year	91,339.66	1,15,933.57
	Cash & cash equivalents at the end of the year	80,342.80	91,339.66

Notes:-

- 1 Reconciliation of Cash and Cash Equivalents as per Note No. 6.
- 2 Cash and Cash equivalents consists of Cash and Bank balances.

For and on behalf of Board of Directors of
Purvanchal Vidyut Vitran Nigam Limited


Chief Financial Officer


Company Secretary



Director (F)
DIN :- 08766010


Managing Director
DIN :- 09244833

Signed in terms of our report of even date.

For SHIV KUMAR AGRAWAL & ASSOCIATES

Chartered Accountants
(Firm Registration No. 006909C)


CA Manish Srivastava
(Partner)
Membership No. 403809



Place: Varanasi

Date : 11/12/2021

PURVANCHAL VIDYUT VITRAN NIGAM LIMITED
STATEMENT OF CHANGES IN EQUITY



(₹ In Lakhs)

(A) EQUITY SHARE CAPITAL

For the year ended 31st March 2021

Particulars	Balance as at beginning of the reporting period	Change in equity share capital during the year	Balance as at end of the reporting period
As at 31st March, 2020	15,99,079.91	3,22,199.06	19,21,278.97
As at 31st March, 2021	19,21,278.97	76,869.30	19,98,148.27

(B) OTHER EQUITY

For the year ended 31st March 2021

Description	Share application money pending allotment	Reserves and Surplus			Total
		Capital Reserve	Other Reserves	Retained Earnings	
Balance at the beginning of the reporting period (as at 01.04.2020)	34,471.25	8,66,766.45	(0.00)	(20,67,355.90)	(11,66,118.20)
Changes in accounting policy or prior period errors	-	-	-	-	-
Restated balance at the beginning of the reporting period	34,471.25	8,66,766.45	(0.00)	(20,67,355.90)	(11,66,118.20)
Total Comprehensive Income for the year	-	-	-	-	-
Dividends	-	-	-	-	-
Transfer to retained earnings	-	-	-	14,04,461.58	14,04,461.58
Change during the year (Net)	42,570.72	(6,31,387.51)	-	(3,64,806.17)	(9,53,622.96)
Balance at the end of the reporting period (as at 31.03.2021)	77,041.97	2,35,378.94	(0.00)	(10,27,700.49)	(7,15,279.58)

For the year ended 31st March 2020

Description	Share application money pending allotment	Reserves and Surplus			Total
		Capital Reserve	Other Reserves	Retained Earnings	
Balance at the beginning of the reporting period (as at 01.04.2019)	2,70,769.27	7,32,580.56	(0.00)	(19,37,936.81)	(9,34,566.98)
Changes in accounting policy or prior period errors	-	-	-	(160.43)	(160.43)
Restated balance at the beginning of the reporting period	2,70,769.27	7,32,580.56	(0.00)	(19,38,097.24)	(9,34,747.41)
Total Comprehensive Income for the year	-	-	-	-	-
Dividends	-	-	-	-	-
Transfer to retained earnings	-	-	-	-	-
Change during the year (Net)	(2,36,298.02)	1,34,185.89	-	(1,29,258.66)	(2,31,370.79)
Balance at the end of the reporting period (as at 31.03.2020)	34,471.25	8,66,766.45	(0.00)	(20,67,355.90)	(11,66,118.20)

Handwritten signatures in blue ink.

✓





PURVANCHAL VIDYUT VITRAN NIGAM LIMITED
(A wholly owned subsidiary of U. P. Power Corporation Limited)
VIDYUT NAGAR, BHAKHARPUR, B. L. W., VARANASI

Note - 2

PROPERTY, PLANT AND EQUIPMENT

PARTICULARS	GROSS BLOCK				DEPRECIATION				NET BLOCK	
	AS AT 01-04-2020	ADDITIONS	DEDUCTIONS	AS AT 31-3-2021	AS AT 01-04-2020	ADDITIONS	DEDUCTIONS	AS AT 31-3-2021	AS AT 31-3-2021	AS AT 31-03-2020
Land and Land Rights	104.07	-	-	104.07	-	-	-	-	104.07	104.07
Buildings	20,608.62	2,312.96	0.62	22,920.96	6,196.74	735.11	-	6,931.85	15,989.13	14,411.88
Plant & Machinery	10,46,627.58	1,66,329.11	71,360.46	11,42,976.23	97,026.42	57,677.47	9,710.20	1,44,993.69	9,97,962.54	9,49,601.16
Lines, Cable Network etc	7,59,511.04	64,263.89	847.57	8,22,947.36	2,00,810.34	37,517.55	428.92	2,37,898.97	5,85,048.39	5,58,700.70
Vehicles	157.14	-	-	157.14	97.68	1.08	-	98.76	58.38	59.46
Furnitures & Fixtures	239.89	34.63	-	274.52	104.44	9.64	0.01	114.07	160.45	135.45
Office Equipments	6,235.74	108.80	-	6,344.54	561.26	360.95	-	922.21	5,422.33	5,674.48
Sub Total	18,33,484.08	2,35,069.41	72,828.65	19,95,724.84	3,04,796.88	96,301.80	10,139.13	3,90,959.55	46,04,766.29	15,28,687.20
Lines, Cable Network Etc (Bay) (Asset Not In Possession of Puvni)	4,962.47	97.85	-	4,960.32	614.28	197.38	-	811.66	4,148.66	4,248.19
Total	18,38,346.55	2,35,167.26	72,828.65	20,00,685.16	3,05,411.16	96,499.18	10,139.13	3,91,771.21	46,08,913.95	15,32,935.39

PARTICULARS	GROSS BLOCK				DEPRECIATION				NET BLOCK	
	AS AT 01-04-2019	ADDITIONS	DEDUCTIONS	AS AT 31-3-2020	AS AT 01-04-2019	ADDITIONS	DEDUCTIONS	AS AT 31-3-2020	AS AT 31-3-2020	AS AT 31-03-2019
Land and Land Rights	104.07	-	-	104.07	-	-	-	-	104.07	104.07
Buildings	18,836.26	1,772.58	0.22	20,608.62	5,821.52	375.28	0.06	6,196.74	14,411.88	13,014.74
Plant & Machinery	7,47,536.01	3,77,093.33	78,001.76	10,46,627.58	75,101.58	29,326.45	7,401.81	97,026.42	9,49,601.16	6,72,434.43
Lines, Cable Network etc	5,07,517.57	2,58,856.71	6,863.24	7,59,511.04	1,76,861.80	24,975.00	1,026.46	2,00,810.34	5,58,700.70	3,30,655.77
Vehicles	157.14	-	-	157.14	96.70	0.98	-	97.68	59.46	60.44
Furnitures & Fixtures	195.15	44.74	-	239.89	97.38	7.06	-	104.44	135.45	97.77
Office Equipments	899.28	5,337.04	0.58	6,235.74	306.12	255.74	0.60	561.26	5,674.48	593.16
Sub Total	12,75,245.48	6,43,104.40	84,865.80	19,33,484.08	2,58,295.10	54,940.51	8,428.73	3,04,796.88	15,28,687.20	10,16,960.38
Lines, Cable Network Etc (Bay) (Asset Not In Possession of Puvni)	4,461.45	401.02	-	4,862.47	427.80	166.48	-	614.28	4,248.19	4,033.65
Total	12,79,706.93	6,43,505.42	84,865.80	19,38,346.55	2,59,712.90	55,126.99	8,428.73	3,05,411.16	15,32,935.39	10,20,994.03



Handwritten signatures and initials in blue ink.

PURVANCHAL VIDYUT VITRAN NIGAM LIMITED
(A wholly owned subsidiary of U. P. Power Corporation Limited)
VIDYUT NAGAR, BHIKHARIPUR, B. L. W., VARANASI



Note - 3

CAPITAL WORK -IN- PROGRESS

PARTICULARS	(₹ in Lakhs)				
	AS AT 01-04-2020	ADDITIONS	DEDUCTIONS/ ADJUSTMENTS	CAPITALISED DURING THE YEAR	AS AT 31-3-2021
Capital Work in Progress	2,13,715.72	2,25,021.09	-	2,35,069.41	2,03,667.40
Sub Total (A)	2,13,715.72	2,25,021.09	-	2,35,069.41	2,03,667.40
Advances to Suppliers / Contractors (Net of Provisions)	47,646.22	19,501.89	18,908.21	-	48,239.90
Sub Total (B)	47,646.22	19,501.89	18,908.21	-	48,239.90
Total (A+B)	2,61,361.94	2,44,522.98	18,908.21	2,35,069.41	2,51,907.30

PARTICULARS	(₹ in Lakhs)				
	AS AT 01-04-2019	ADDITIONS	DEDUCTIONS/ ADJUSTMENTS	CAPITALISED DURING THE YEAR	AS AT 31-3-2020
Capital Work in Progress	4,30,864.85	4,25,955.26	-	6,43,104.39	2,13,715.72
Sub Total (A)	4,30,864.85	4,25,955.26	-	6,43,104.39	2,13,715.72
Advances to Suppliers / Contractors (Net of Provisions)	1,63,720.32	14,818.27	1,30,892.37	-	47,646.22
Sub Total (B)	1,63,720.32	14,818.27	1,30,892.37	-	47,646.22
Total (A+B)	5,94,585.17	4,40,773.53	1,30,892.37	6,43,104.39	2,61,361.94



(Handwritten signature and initials)



(₹ in Lakhs)

Sl. No.	PARTICULARS	As at 31st March, 2021		As at 31st March, 2020	
---------	-------------	---------------------------	--	---------------------------	--

NOTE - 4

INVENTORIES

Store & Spares					
1	Stock of Materials :				
	(a) Capital	21,625.02		48,650.55	
	(b) O&M	35,360.83	56,985.85	21,532.77	70,183.32
2	Other Materials :	22,091.93		19,694.66	
	Less: Provision for Unserviceable Stores	(6,297.50)	15,794.43	(6,297.50)	13,397.16
			72,780.28		83,560.48

NOTE - 5

FINANCIAL ASSETS - TRADE RECEIVABLES (CURRENT)

Trade Receivable Outstanding From Customers on account of Supply of Power					
For a Period More Than Six Months					
1	Secured and Considered Good	38,860.45		36,406.53	
2	Unsecured and Considered Good	20,80,106.28		20,95,602.21	
3	Unsecured and Considered Doubtful	2,44,740.27	23,63,707.00	2,10,113.50	23,42,122.24
Trade Receivable Outstanding From Customers on account of Supply of Power					
For a Period Less Than Six Months					
1	Secured and Considered Good	1,986.26		1,253.94	
2	Unsecured and Considered Good	4,71,363.14		2,76,522.43	
3	Unsecured and Considered Doubtful	5,512.65	4,78,862.05	12,495.40	2,90,271.77
	TOTAL (A)		28,42,569.05		26,32,394.01
Trade Receivable Outstanding From Customers on account of Electricity Duty					
For a Period More Than Six Months					
1	Secured and Considered Good	4,928.04		4,928.04	
2	Unsecured and Considered Good	2,13,946.79		2,13,946.79	
3	Unsecured and Considered Doubtful	833.06	2,19,707.69	18,999.23	2,37,874.06
Trade Receivable Outstanding From Customers on account of Electricity Duty					
For a Period Less Than Six Months					
1	Secured and Considered Good	397.92		397.92	
2	Unsecured and Considered Good	93,497.31		93,497.31	
3	Unsecured and Considered Doubtful	4,094.90	97,990.22	3,965.20	97,860.43
	TOTAL (B)		3,17,698.11		3,35,734.49
	Less : Provision for Bad & Doubtful Debts (C)		2,55,180.26		2,45,573.34
	TOTAL (A+B)-C		29,05,086.90		27,22,555.16

NOTE - 6

FINANCIAL ASSETS - CASH AND CASH EQUIVALENTS (CURRENT)

1	Balances in Current and other Accounts		72,278.86		90,211.66
2	Cash in hand :				
	(a) Cash in Hand	7,831.28		779.36	
	(b) Cash imprest with staff	232.66	8,063.94	348.64	1,128.00
			80,342.80		91,339.66

NOTE - 7

FINANCIAL ASSETS - BANK BALANCES OTHER THAN CASH AND CASH EQUIVALENTS (CURRENT)

Fixed Deposits with Scheduled Banks (Original Maturity more than three months)	67.78	71.00
	67.78	71.00

[Handwritten signature]





(₹ in Lakhs)

Sl. No.	PARTICULARS	As at 31st March, 2021	As at 31st March, 2020	
---------	-------------	---------------------------	---------------------------	--

NOTE - 8

FINANCIAL ASSETS-OTHERS (CURRENT)

1	Receivable from Employees	5,788.07	8,387.08	
	Less: Provision for Doubtful Receivable from Employee	578.81	5,209.26	7,548.37
2	Receivable from UPPTCL		629.76	658.04
3	Receivable from KESCO		404.43	437.97
4	Receivable from U.P.R.V.U.N.L		13.29	13.29
5	Receivable from Pashimanchal VVNL		359.99	294.24
6	Receivable from UPPCL :			
	On account of Loan			
	Payable to UPPCL	(98,04,487.25)	(71,00,604.47)	
	Receivable From UPPCL	99,13,852.81	72,10,464.84	
	Other Payable	(20,243.19)	89,122.38	95,248.04
7	Receivable from GoUP		8,55,221.97	41,498.88
8	Other Receivables		3,591.11	3,089.74
9	Suppliers/Contractors	177.50		309.03
	Less: Provision for Doubtful Advances	17.75	159.75	278.13
		9,54,711.94	1,49,066.70	

NOTE - 9

OTHER CURRENT ASSETS

1	Interest Accrued & Due		71.31	63.45
2	Interest Accrued but not Due		6.01	36.47
3	Prepaid Expenses		7.35	7.52
4	Theft of Fixed Assets pending investigation	5.27		5.27
	Less: Provision for estimated loss	5.27	-	-
5	Tax Deducted at Source		1,175.60	1,056.95
6	Tax Collected at Source		752.16	
7	Inter Unit Transfers		1,25,069.41	1,37,668.48
		1,27,061.84	1,38,830.87	

EQUITY SHARE CAPITAL

NOTE - 10

AUTHORISED SHARE CAPITAL:

30000000 Equity Shares of ₹ 1,000 each (Previous year 30000000 equity shares of ₹ 1,000 each)	30,00,000.00		30,00,000.00
--	--------------	--	--------------

ISSUED, SUBSCRIBED AND PAID UP SHARE CAPITAL:

199614827 Equity Shares of ₹ 1,000/- each fully paid up (Previous year 192127897 equity shares of ₹ 1,000 each)	19,98,148.27		19,21,278.97
Total Issued, Subscribed and Fully paid up Share Capital	19,98,148.27		19,21,278.97

(a) Reconciliation of Shares outstanding at the beginning and at the end of the reporting period :

	31.03.2021		31.03.2020	
	No. of Shares	(₹ in Lakhs)	No. of Shares	(₹ in Lakhs)
At the beginning of the period	192127897	19,21,278.97	159907991	15,99,079.91
Issued during the period	7686930	76,869.30	32219906	3,22,199.06
At the end of the period	199814827	19,98,148.27	192127897	19,21,278.97

(b) Terms / Rights attached to the Equity Shares :

The company has only one class of equity shares having par value of ₹ 1,000 per share. Each holder of equity shares is entitled to one vote per share.



Handwritten signatures and initials in blue ink.

PURVANCHAL VIDYUT VITRAN NIGAM LIMITED
(A wholly owned subsidiary of U. P. Power Corporation Limited)
VIDYUT NAGAR, BHIKHARIPUR, B.L.W. VARANASI



(₹ in Lakhs)

Sl. No.	PARTICULARS	As at 31st March, 2021	As at 31st March, 2020
---------	-------------	---------------------------	---------------------------

(c) Shares held by Holding Company :

The Company is wholly owned subsidiary of U.P.Power Corporation Limited. Out of the equity shares issued by the company, the shares held by its holding company are as follows:-

	31.03.2021		31.03.2020	
	No. of Shares	(₹ in Lakhs)	No. of Shares	(₹ in Lakhs)
U. P. Power Corporation Limited (Equity Shares of ₹ 1,000 each fully paid up)	199814327	19,98,143.27	192127397	19,21,273.97
Total	199814327	19,98,143.27	192127397	19,21,273.97

Notes:-

- Out of 199814327 Equity shares (Previous year : 192127397 equity shares) 768690 equity shares (Previous year : 32219908 equity shares) allotted during the year and fully paid against consideration of cash to UPPCL.
- Out of total 199814327 Equity shares (Previous year : 192127397 equity shares) 500 equity shares (Previous year : 500 equity shares) allotted to promoters in their personal names being subscriber of the Memorandum & Articles of Association and the said equity shares transfers from the person who transfer from key post to the name of person who join the key post.

OTHER EQUITY

NOTE - 11

(A) Share Application Money :

Opening balance	34,471.25	2,70,769.27
Add:- Share Application money received during the year	1,19,440.02	85,901.04
Less:- Share allotted during the year	76,869.30	3,22,199.06
Closing Balance	77,041.97	34,471.25

(B) Capital Reserves

(i) Consumers Contribution towards Service Line and other charges :

Opening Balance	1,64,955.04	1,60,457.76
Add: Additions during the year	17,833.28	15,709.89
Less: Deductions/Adjustments	13,469.37	11,212.61
Closing Balance	1,69,318.95	1,64,955.04

(ii) Subsidies towards Cost of Capital Assets :

Opening Balance	7,01,811.41	5,72,122.80
Add: Additions during the year	10,325.50	1,30,820.54
Less: Deductions/Adjustments	6,46,076.92	1,131.93
Closing Balance	66,059.99	7,01,811.41
Total Capital Reserve (i+ii)	2,35,378.94	8,66,766.45

(C) Other Reserve

Restructuring Reserve	(0.00)	(0.00)
Less: Deductions/Adjustments	-	-
Total	(0.00)	(0.00)

(D) Statement of Profit & Loss Account : Surplus/(Deficit)

Opening Balance brought forward	(20,67,355.90)	(19,37,936.81)
Less: Extraordinary Items:	-	-
	(20,67,355.90)	(19,37,936.81)
Add: Net Profit / (Loss) for the Year(Before Extraordinary Items)	(3,64,806.17)	(1,29,258.66)
Adjustment against Reserves and Surplus	14,04,461.58	-
Prior Period Adjustments	-	(160.43)
Total	(10,27,700.49)	(20,67,355.90)
Grand Total (A+B+C+D)	(7,15,279.58)	(11,66,116.20)

[Handwritten signature]

[Handwritten signature]

[Handwritten mark]



PURVANCHAL VIDYUT VITRAN NIGAM LIMITED
(A wholly owned subsidiary of U. P. Power Corporation Limited)
VIDYUT NAGAR, BHIKHARPUR, B.L.V. VARANASI



(₹ in Lakhs)

Sl. No.	PARTICULARS	As at 31st March, 2021	As at 31st March, 2020
---------	-------------	---------------------------	---------------------------

NOTE - 12

FINANCIAL LIABILITIES -BORROWINGS (NON-CURRENT)

(A) Direct Received from Financial Institutions :

(a) Secured Loan			
REC		1,45,926.86	1,32,786.61
Sub Total		<u>1,45,926.86</u>	<u>1,32,786.61</u>
(b) Unsecured Loan			
PFC		1,00,100.18	97,873.86
Sub - Total		<u>1,00,100.18</u>	<u>97,873.86</u>
Total - A		<u>2,46,027.04</u>	<u>2,30,660.47</u>

(B) Loan through UPPCL :

(a) Secured Loan :				
8.97% Rated Listed Bond	1,31,500.00		1,57,800.00	
10.15% Rated Listed Bond	1,29,225.88		1,50,763.52	
9.75% Rated Listed Bond	1,06,990.59		1,25,597.65	
8.48% Rated Listed Bond	80,535.71	4,48,252.18	96,642.86	5,30,804.03
Sub Total		<u>4,48,252.18</u>		<u>5,30,804.03</u>
(b) Unsecured Loan :				
PFC		8,26,813.24		2,25,022.65
REC		7,57,537.73		1,29,842.02
9.7 % UDAY Bond		2,26,737.09		2,36,989.20
Loan from State Govt		12,430.61		13,984.44
Sub-Total		<u>18,23,518.67</u>		<u>6,07,818.31</u>
Total - B		<u>22,71,770.85</u>		<u>11,38,622.34</u>
Grand Total		<u>25,17,797.89</u>		<u>13,69,282.81</u>

NOTE - 13

FINANCIAL LIABILITIES- OTHER FINANCIAL LIABILITIES (NON-CURRENT)

1 Security Deposits from Consumers	46,172.49		42,966.43
2 Staff Related Liabilities :			
Liability for Leave Encashment	36,297.14		19,140.29
Liability for Gratuity of CPF Employees	16,569.30		6,532.01
		<u>99,038.93</u>	<u>69,658.73</u>

NOTE - 14

FINANCIAL LIABILITIES- BORROWINGS (CURRENT)

Unsecured:			
NOIDA		-	4,299.45
		<u>-</u>	<u>4,299.45</u>

NOTE - 15

FINANCIAL LIABILITIES-TRADE PAYABLES (CURRENT)

1 Liability for Purchase of Power from Holding Company	9,90,851.04		17,96,840.82
2 Liability for Purchase of Power From Others	1,922.95		1,276.21
3 Liability for Transmission Charges	1,49,584.21		1,31,235.59
		<u>11,42,358.20</u>	<u>19,29,352.62</u>

ND L



PURVANCHAL VIDYUT VITRAN NIGAM LIMITED

(A wholly owned subsidiary of U. P. Power Corporation Limited)

VIDYUT NAGAR, BHIKHARIPUR, B.L.M. VARANASI



(₹ in Lakhs)

Sl. No.	PARTICULARS	As at 31st March, 2021	As at 31st March, 2020
---------	-------------	---------------------------	---------------------------

OTHER FINANCIAL LIABILITIES

NOTE - 16

1	Current Maturity of Long Term borrowings	2,31,845.72	1,54,094.58
2	Liability for Capital Supplies/Works	2,33,327.29	2,44,320.09
3	Liability for O&M Supplies/works	42,648.04	43,249.94
4	Staff Related Liabilities	29,699.51	25,675.45
5	Liability for Leave Encashment	1,670.79	1,982.98
6	Deposits & Retentions from Suppliers & Other	1,43,820.96	1,60,048.41
7	Electricity Duty & Other Levies Payable to Govt.	1,30,777.08	94,934.70
8	Sundry Liabilities	30,842.98	13,030.72
9	Liabilities for Expenses	3,120.29	3,740.16
10	Liability towards Power Sector Employees Trust :		
	(a) CPF Liability	1,982.13	1,534.50
	(b) Provident Fund	25,747.92	23,893.93
	(c) Pension and Gratuity Liabilities	9,215.27	9,165.63
	(d) Liability for Gratuity of CPF Employees	312.48	207.17
11	Payable to Madhyanchal VVNL	37,257.80	34,801.23
		7,691.66	7,694.74
12	Payable to Dakshinanchal VVNL	2,597.49	2,699.24
13	Interest on Security Deposits from Consumers	7,193.47	5,877.85
14	Deposits for Electrification Works	43,549.70	49,190.92
15	Interest Accrued but not Due on Borrowings	12,786.30	11,645.81
		<u>9,58,829.08</u>	<u>8,52,986.82</u>

10/2 4

✓



PURVANCHAL VIDYUT VITRAN NIGAM LIMITED

(A wholly owned subsidiary of U. P. Power Corporation Limited)



(₹ in Lakhs)

Sl. No	PARTICULARS	As at 31st March, 2021	As at 31st March, 2020
--------	-------------	---------------------------	---------------------------

NOTE - 17

REVENUE FROM OPERATIONS

Large Supply Consumers				
Industrial	1,37,396.97		1,49,152.00	
Traction	-		3,077.07	
Irrigation	35,242.78		43,738.88	
Public Water Works	38,776.74	2,11,416.49	35,008.44	2,30,976.39
Small & Other Consumers				
Domestic	5,19,108.60		4,79,908.34	
Commercial	1,80,718.55		1,82,464.28	
Industrial Low & Medium Voltage	38,702.01		45,298.81	
Public Lighting	11,093.72		16,165.05	
STW & Pump Canals	75,051.27		71,599.49	
PTW & Sewage Pumping	38,387.96	8,63,062.11	41,654.96	8,37,090.93
Other Miscellaneous Charges from consumers	64,351.06	-	67,140.08	-
Prior Period Adjustment	-	64,351.06	84.69	67,224.77
Energy Internally Consumed	-	30,256.00	-	28,933.60
Sub Total		11,69,085.66		11,64,225.69
Add:-Electricity Duty		92,751.30		74,753.21
Sub Total		12,61,836.96		12,38,978.90
Less:-Electricity Duty		92,751.30		74,753.21
Total		11,69,085.66		11,64,225.69

NOTE - 18

OTHER INCOME

(A) Interest from :				
Fixed Deposit	1,939.69		1,486.34	
Prior Period Adjustment	-	1,939.69	(89.41)	1,396.93
(B) Other Non-Operating Income :				
Delayed Payment Charges		10,169.97		26,474.35
Income from Contractor & Suppliers	683.59		280.87	
Prior Period Adjustment	-	683.59	(169.03)	111.84
Rental from Staff		23.38		11.97
Miscellaneous Receipts	243.20		234.21	
Prior Period Adjustment	-	243.20	0.00	234.21
Excess Found on physical Verification of Stores / Fixed Assets		0.31		0.53
(C) Subsidies from Government of Uttar Pradesh :				
RE Subsidy from Govt. of UP	40,580.98		39,001.06	
Revenue Subsidy from Govt. of U.P.	2,04,844.40		2,89,907.68	
Additional Subsidy as per UDAY loss	74,398.47		78,002.09	
Subsidies for Government Guarantee Loan	3,123.52	3,22,947.37	6,167.77	4,13,078.80
Total		3,36,007.61		4,41,308.63

NOTE - 19

COST OF POWER PURCHASE

Purchases from Holding Company - U.P. Power Corporation Ltd.	13,33,404.22	12,91,061.47
Purchases from Others	646.73	857.44
Transmission Charges	75,615.34	80,402.60
Total	14,09,666.29	13,72,321.51

[Handwritten signature]

[Handwritten signature]

[Handwritten mark]



PURVANCHAL VIDYUT VITRAN NIGAM LIMITED

(A wholly owned subsidiary of U. P. Power Corporation Limited)



(₹ in Lakhs)

Sl. No	PARTICULARS	As at 31st March, 2021	As at 31st March, 2020
--------	-------------	---------------------------	---------------------------

NOTE - 20

EMPLOYEES BENEFIT EXPENSES

Salaries & Allowances	51,610.08		49,159.78
Prior Period Adjustment	-	51,610.08	(2.70)
Dearness Allowance		8,153.69	7,550.61
Other Allowances		2,684.29	3,178.06
Bonus / Ex-Gratia		108.37	325.79
Re-imbusement of Medical Expenses		799.10	604.00
Leave Travel Assistance		-	0.30
Earned Leave Encashment		19,286.34	6,367.06
Staff Welfare and other Expenses		105.56	169.58
Pension & Gratuity	13,981.09		5,890.71
Add:- Other Comprehensive income of Gratuity	(8,192.35)	5,788.74	(1,868.87)
Other Terminal Benefits		3,569.73	3,525.70
Interest of GPF		1,749.60	1,779.51
Compensation		91.61	72.17
		94,147.11	76,951.90
Less: Expenses Capitalized		21,487.88	46,033.22
Total		72,659.23	30,918.68

NOTE - 21

FINANCE COST

Interest on Loan :			
Interest on Bonds	76,821.64		81,881.95
Interest on Borrowings for Working Capital	611.79		3,103.05
Interest on State Govt. Loans	1,405.87		-
NOIDA	2,979.37		-
Power Finance Corporation Limited	53,169.70		32,370.38
Prior Period Adjustment	-		3,574.44
Rural Electrical Corporation Limited	48,046.36		32,528.60
Prior Period Adjustment	-	1,83,034.73	7,979.86
			1,61,438.28
Other Borrowing Costs :			
Interest to Consumers	1,994.94		2,424.96
Finance Charges	1,145.22		806.78
Bank Charges	5,529.77		33.48
		1,91,704.66	1,64,703.50
Less : Interest Capitalised		16,816.15	22,536.28
Total		1,74,888.51	1,42,167.22

NOTE - 22

DEPRECIATION AND AMORTIZATION EXPENSES

Depreciation On :			
Buildings	681.27		344.39
Other Civil Works	53.84		30.89
Plant & Machinery	58,210.24		29,326.45
Vehicles	1.08		0.98
Furniture & Fixtures	9.64		7.06
Lines, Cable Network etc	36,964.81		24,975.00
Office Equipments	360.92	96,301.80	255.74
			54,940.51
Amortisation on Capital assets not belonging to PuVVNL		197.38	186.48
		96,499.18	65,126.99
Less - Equivalent amount of depreciation on assets acquired out of the Consumer's contribution & Government of Uttar Pradesh Subsidy		15,017.12	12,344.54
Total		81,482.06	42,782.45

Handwritten signatures and initials in blue ink.



PURVANCHAL VIDYUT VITRAN NIGAM LIMITED

(A wholly owned subsidiary of U. P. Power Corporation Limited)



(₹ in Lakhs)

Sl. No	PARTICULARS	As at 31st March, 2021	As at 31st March, 2020
--------	-------------	---------------------------	---------------------------

NOTE - 23

ADMINISTRATIVE , GENERAL & OTHER EXPENSES

Rent		135.72	164.22
Insurance		101.08	102.20
Communication Charges		740.12	2,190.18
Legal Charges		191.23	320.63
Auditors Remuneration Exps. :			
Audit Fee	70.99		123.31
Travelling Expenses	1.87	72.86	0.20
Consultancy Charges		74.10	360.60
Technical Fees & Professional Charges		440.00	280.01
Travelling and Conveyance		1,287.92	881.40
Printing and Stationery		478.50	493.57
Advertisement Expenses		61.78	567.56
Electricity Charges	30,256.00		16,244.38
Prior Period Adjustment	-	30,256.00	(4,765.75)
Expenditure on Trust		17.88	69.24
Miscellaneous Expenses		4,967.28	5,465.20
Expenses Incurred for revenue Realisation		13,082.40	17,553.61
Compensation (Other than staff)		1,158.23	799.44
Fees & Subscription		802.97	357.60
Total		53,868.07	41,207.58

NOTE - 24

REPAIRS AND MAINTENANCE EXPENSES

Plant & Machinery		16,693.70	41,006.98
Buildings		430.19	408.24
Civil Work		6.90	101.50
Vehicles - Expenditure	301.82		998.67
Less - Transfer to different Capital & O&M Work	301.82	-	998.67
Furniture & Fixtures		-	4.04
Office Equipments		141.49	176.59
Lines Cables net work etc.		42,536.67	45,265.24
Total		59,808.95	86,982.59

NOTE - 25

BAD DEBTS & PROVISIONS

Bad and Doubtful Debts		-	63.48
Provision for Doubtful Debts (Sale of Power)		9,606.93	16,460.61
Provision for Doubtful Other Current Assets (Receivables)		(259.90)	(3.61)
Provision for Bad & doubtful Debts-advances to supplier/Contractor		(13.15)	23.60
Total		9,333.88	16,544.08

CPB L

V



Purvanchal Vidyut Vitran Nigam Limited
(A wholly owned subsidiary of U. P. Power Corporation Limited)
VIDYUT NAGAR, BHIKHARIPUR, B.L.W. VARANASI

Details of Repayment Terms, Outstanding Balance and Status of Loans taken by DISCOM as on 31st March, 2021

Annexure to Note -12
₹ In Lakhs

Sl. No.	NAME OF BANK	SCHEME	Repayment Terms			Outstanding as on 31-03-2021			Default as on 31-03-2021			Aggregate Amount of Guaranteed Loans	Secured/ Unsecured status			
			Repayment Terms	Installment (Month)	Repayment Due From	RoI (%)	Guaranteed By	Principal	Interest	Total	Principal			Interest	Principal Default	Interest Default
1	PFC	R-APDRP-B	19-06-2015	MONTHLY	15-09-2018	9			29,483	-	-	29,483	-	-	29,483	Unsecured
2	PFC	IPDS	02-12-2016	MONTHLY	16-04-2018	9.83/10.75/ 10.59/10.5/ 11.5/10.33			34,119	-	-	34,119	-	-	34,119	Unsecured
3	PFC	DDUGJY(NEW)	31-08-2018	QUATERLY	15-10-2018	10.08 / 10.33			40,285	-	-	40,285	-	-	40,285	Unsecured
4	REC	R-APDRP-B	31-03-2014	QUATERLY	31-03-2014	9.75/ 10/ 10.75/ 11/ 11.5			63,782	-	-	63,782	-	-	63,782	Hypothecation of Sub Station
5	REC	SAUBHAGYA	12-03-2019	QUATERLY	21-03-2019	10.35/ 10.5/ 11			90,012	-	-	90,012	-	-	90,012	Hypothecation of Sub Station
6	REC	RGVY	20-03-2005	QUATERLY	20-09-2007	9.75/ 10/ 10.75/ 11			32,394	-	-	32,394	-	-	32,394	Hypothecation of Sub Station



(Handwritten signature and initials)

Purvanchal Vidyut Vitran Nigam Limited

(A wholly owned subsidiary of U. P. Power Corporation Limited)
VIDYUT NAGAR, BHIKHARIPUR, B.L.W. VARANASI

Details of Current Maturity as on 31st March, 2021

Name of Banks/Financial Institutions	Current Maturity		Total
	UPPCL	PuVNL	
Financial Institution			
REC-Transitional	54,123.29	-	54,123.29
PFC-Transitional	71,284.01	-	71,284.01
9.70% UDAY Bond	12,232.06	-	12,232.06
8.97% Rated Bond	26,300.00	-	26,300.00
8.48% Rated Bond	16,107.14	-	16,107.14
9.75% Rated Bond	18,607.06	-	18,607.06
10.15% Rated Bond	21,537.65	-	21,537.65
REC-R-APDRP Part -B	-	7,867.06	7,867.06
PFC-R-APDRP Part -B	-	1,280.25	1,280.25
IPDS	-	2,507.21	2,507.21
Total	2,20,191.20	11,654.52	2,31,845.72

